

**Walwa Taluka Education Society's
S. D. Patil Institute of Pharmacy, Urun-Islampur.**

Result Average Passing Result of Year 2016-2017

Year	Appeared	Passed	ATKT	No. of Passed +ATKT	Fail	Percentage of Passing
I year	60	48	10	58	02	96.66%
II year	63	55	00	55	08	87.30%

DCP I

Above 75% - 11 students

ISt Class - 35

A.T.K.T - 10

Fail -02

% of passing – 96.66%

Rankers –

1.LoharShubham Vilas -86.54%

2.JadhavNishaArvind –85.55%

3. DalaviShwetaPrabhakar -85.46%

DCP II

Above 75 %- 16 Student

ISt Class -46

Fail –08

% of passing –87.30%

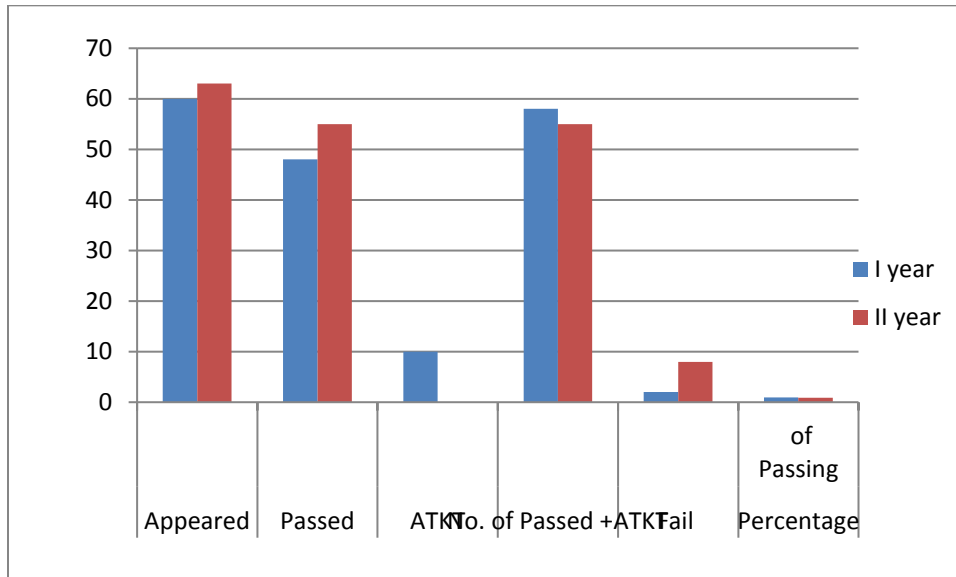
Rankers –

1.DangareSafwanaShakil -88.20%

2.MominSadiyaSikandar -86.30%

3.UttareLaxman Shivaji-85.70%

Lad Komal Bhagwan-85.70%



Analysis:2015- 2016.

Overall Result of First Year: 100%

First Year: Total Students Appeared: 60

Total Students Passed: 60

Above 60%: 46 Students

Above 75%: 09

First Ranker : Miss. DangreSafwanaShakil : 82.91%

Second Ranker : Miss. KamblePragatiRaju : 82.36%

Third Ranker : Miss. MominSadiyaSikandar : 81.91%

Second Year : Overall Result : 99%

No of Students Appeared : 60

No of Students Passed : 59

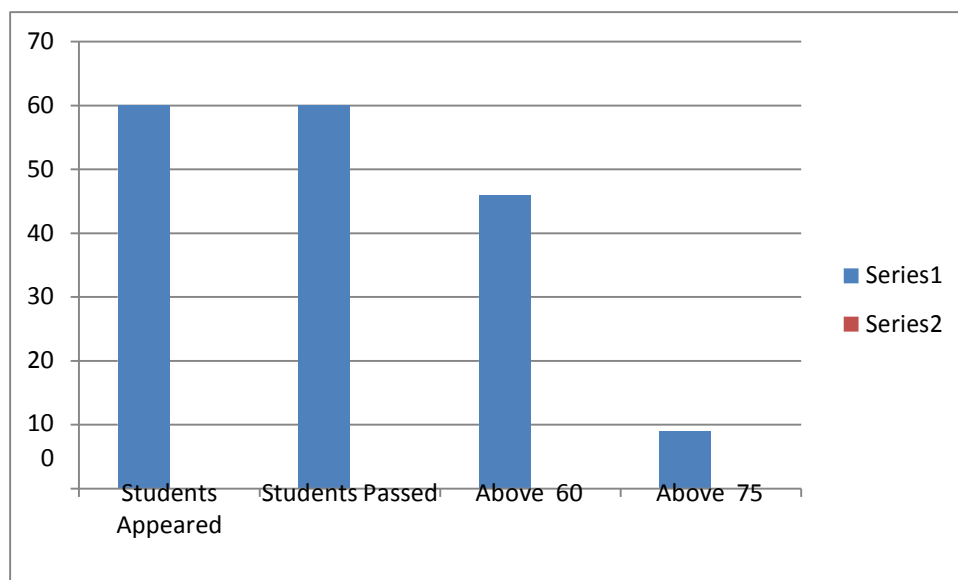
Above 60% : 38 Students

Above 75% : 20 Students.

First Ranker : Miss. Pradnya Sanjay Marale : 86.40%

Second Ranker : Miss AsmitaRaghunathGaikwad : 85.10%

Third Ranker ; Miss. Attar Sumaiya Farooq. : 83.60%



Students Passing Information Year 2014-15

Year	Appeared	Passed	ATKT	No. of Passed +ATKT	Fail	Percentage of Passing
I year	60	51	07	58	02	98%
II year	59	34	--	--	25	57.62%

DCP I

ISt Class - 43

A.T.K.T - 07

Fail -02

% of passing – 98.00%

Rankers –

1.Asmita Gaikwad -79.73%

2.Pradnya Marale –78.09%

3. Sumaiyya Attar -77.91%

DCP II

ISt Class -28

Fail –25

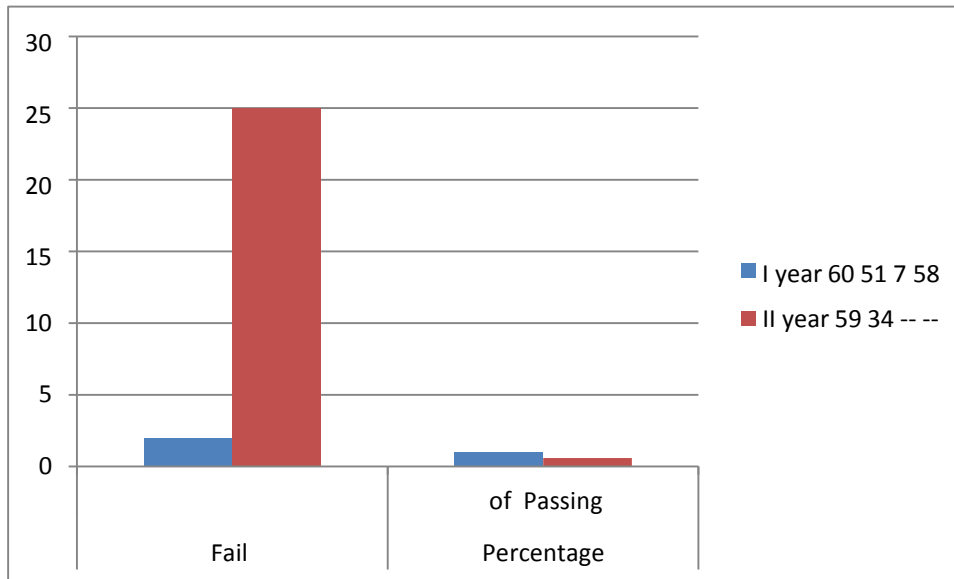
% of passing – 57.62%

Rankers –

1.Poonam Patil -79%

2.Snehal Mane -78.60%

3. Priyanka Raut-75.80%



Students Passing Information Year 2013-14

Year	Appeared	Passed	ATKT	No. of Passed +ATKT	Fail	Percentage of Passing
I year	60	49	08	57	03	95%
II year	59	45	--	--	14	78%

DCP I

Ist Class - 40

A.T.K.T - 08

Fail -03

% of passing – 95.00%

Rankers –

1. Snehal Mane – 81.36%
2. Poonam Patil – 79.18%
3. Priyanka Shelke – 78.27%

DCP II

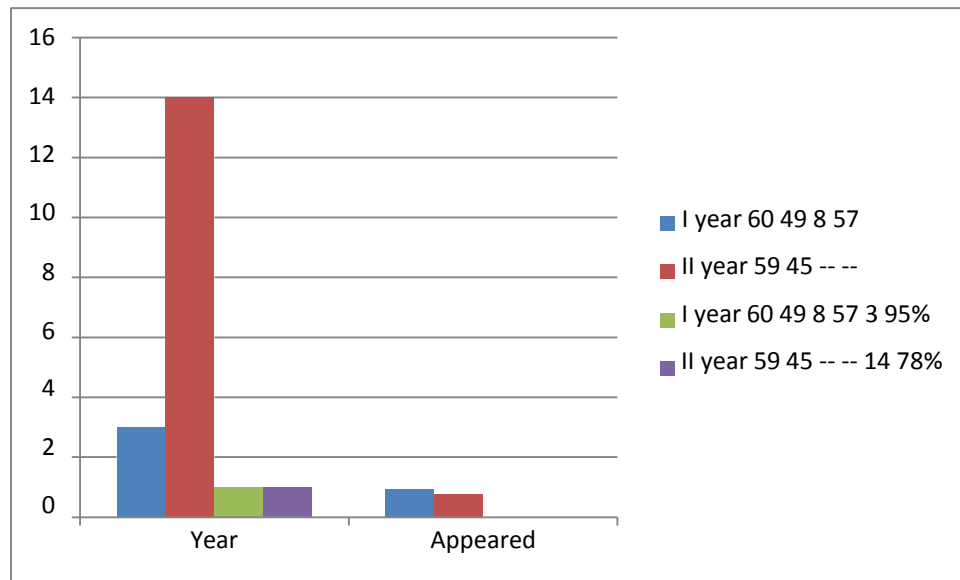
Ist Class -35

Fail –14

% of passing – 78.00%

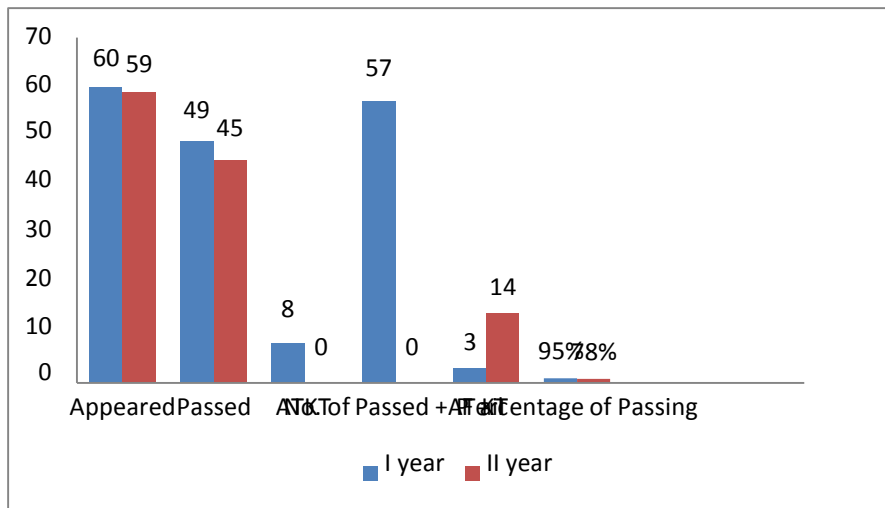
Rankers –

1. Ramesh Sutar – 79.20%
2. Sushmita Chougule – 78.28 %
3. Ujawala Kumbhar – 78.00%



Students Passing Information Year 2012-13

	TOTAL NO OF STUDENTS	TOTAL NO OF APPEARED STUDENTS	TOTAL NO OF PASSED STUDENTS	TOTAL NO OF FAILED STUDENTS	% OF PASSING	FIRST CLASS	SECOND CLASS	A.T.K.T CLASS
I Year	60	59	57	03	96.61%	40	07	10
II Year	57	57	16	41	28.07%	16	00	--

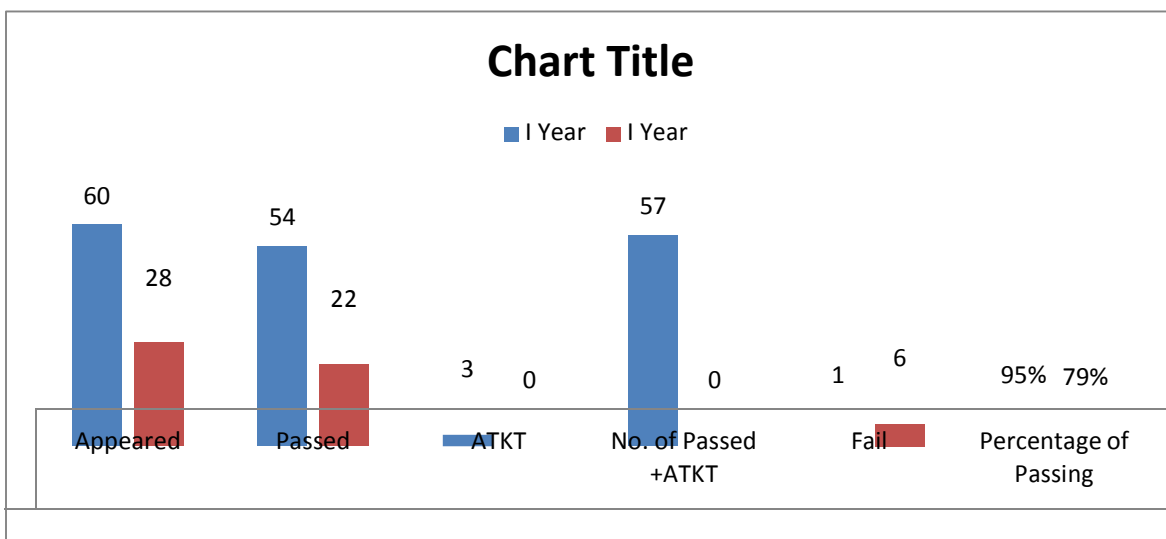


Students Passing Information Year 2011-12

<i>Year</i>	<i>Appeared</i>	<i>Passed</i>	<i>ATKT</i>	<i>No. of Passed +ATKT</i>	<i>Fail</i>	<i>Percentage of Passing</i>
I Year	60	38	18	56	03	93.33%
II Year	59	53	--	53	06	89.83%


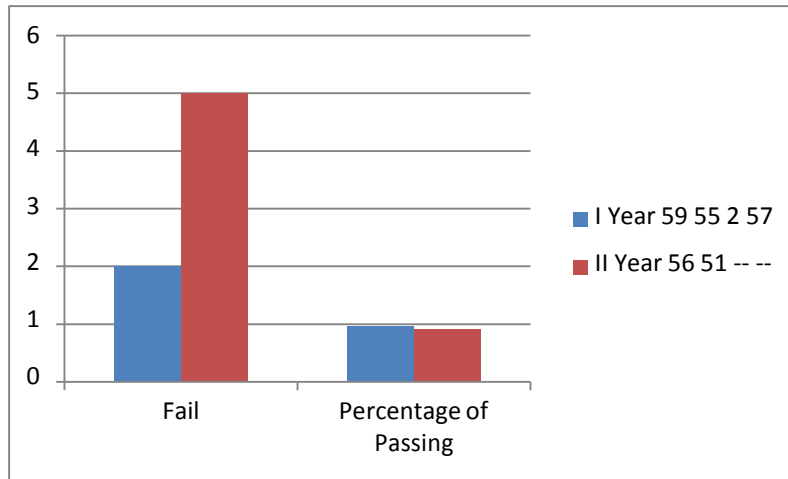
	<i>Appeared</i>	<i>Passed</i>	<i>ATKT</i>	<i>No. of Passed +ATKT</i>	<i>Fail</i>	<i>Percentage of Passing</i>

I Year	60	54	03	57	01	95%
I Year	28	22	--	--	06	79%



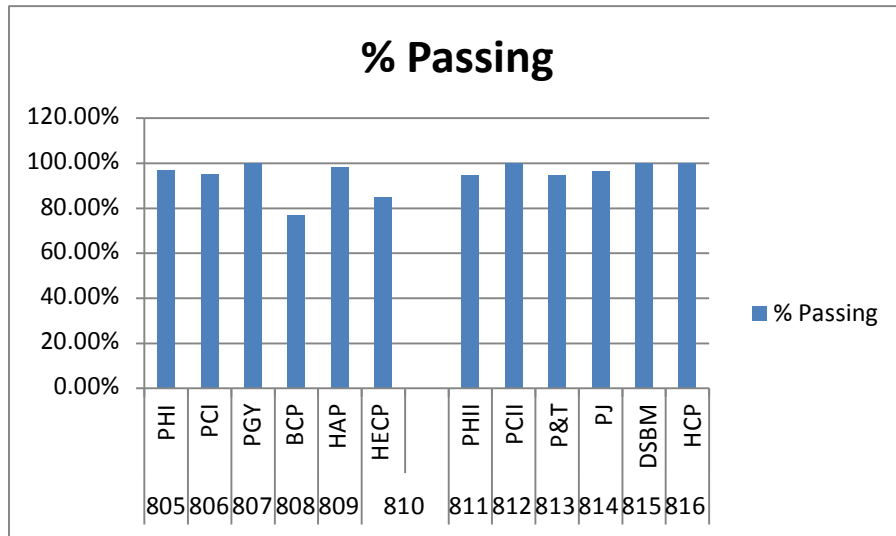
Students Passing Information Year 2010-11

<i>Year</i>	<i>Appeared</i>	<i>Passed</i>	<i>ATKT</i>	<i>No. of Passed +ATKT</i>	<i>Fail</i>	<i>Percentage of Passing</i>
I Year	59	55	02	57	02	96.61%
II Year	56	51	--	--	05	91.07%



Subject Code	Name of Subject	% Passing
0805	PHI	96.66 %
0806	PCI	95 %
0807	PGY	100 %
0808	BCP	76.66 %
0809	HAP	98.33 %
0810	HECP	85 %

0811	PHII	94.91 %
0812	PCII	100 %
0813	P&T	94.91 %
0814	PJ	96.61 %
0815	DSBM	100 %
0816	HCP	100 %



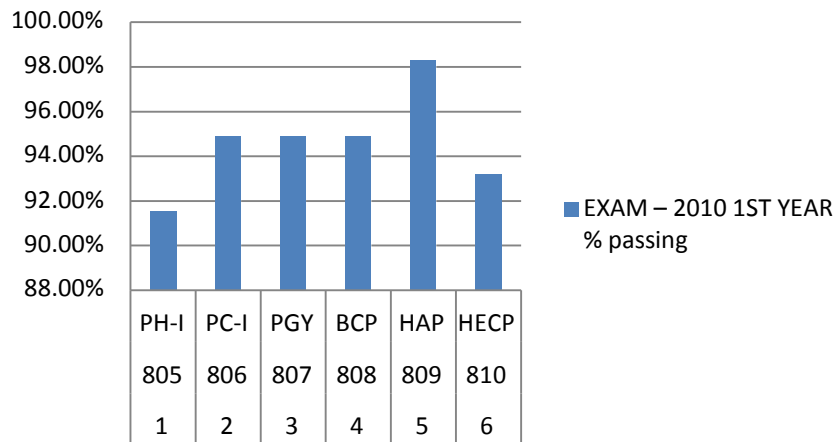
EXAM – 2010

1ST YEAR

Sr no	Subject code	Name of subject	% passing
01	0805	PH-I	91.52%
02	0806	PC-I	94.91%
03	0807	PGY	94.91%
04	0808	BCP	94.91%
05	0809	HAP	98.30%

06	0810	HECP	93.22%
----	------	------	--------

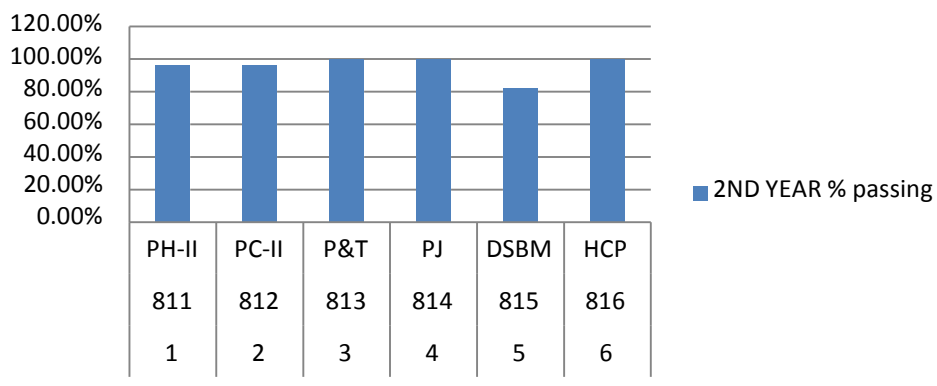
EXAM – 2010 1ST YEAR % passing



2ND YEAR

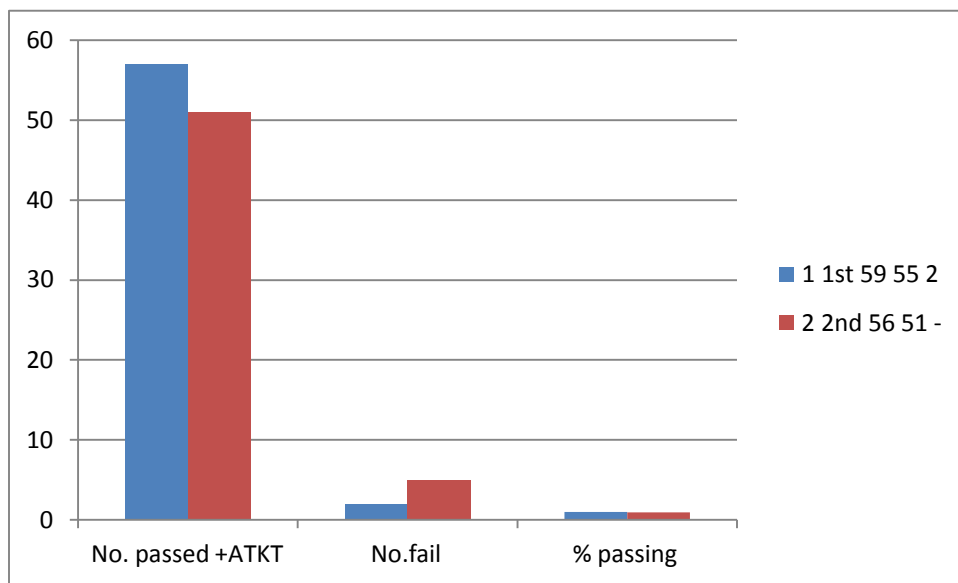
Sr no	Subject code	Name of subject	% passing
01	0811	PH-II	96.42%
02	0812	PC-II	96.42%
03	0813	P&T	100%
04	0814	PJ	100%
05	0815	DSBM	82.14%
06	0816	HCP	100%

2ND YEAR % passing



EXAM – 2010

Sr. no	Year	No. appeared	No. passed	No. ATKT	No. passed +ATKT	No.fail	% passing
01	1 st	59	55	02	57	02	96.61%
02	2 nd	56	51	-	51	05	91.07%

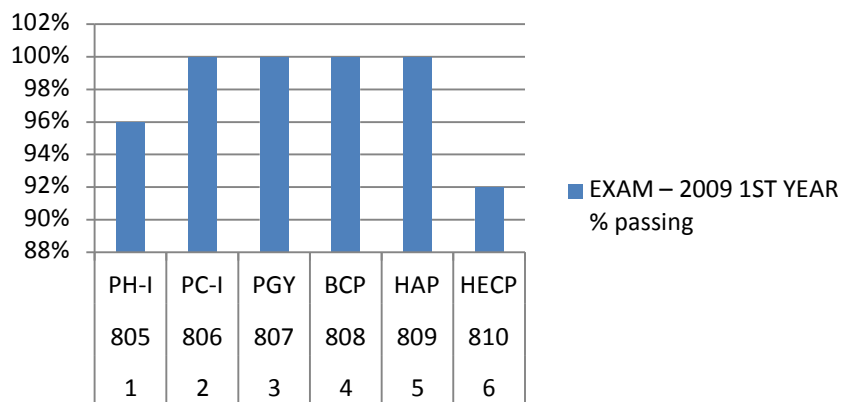


EXAM – 2009

1ST YEAR

Sr no	Subject code	Name of subject	% passing
01	0805	PH-I	96%
02	0806	PC-I	100%
03	0807	PGY	100%
04	0808	BCP	100%
05	0809	HAP	100%
06	0810	HECP	92%

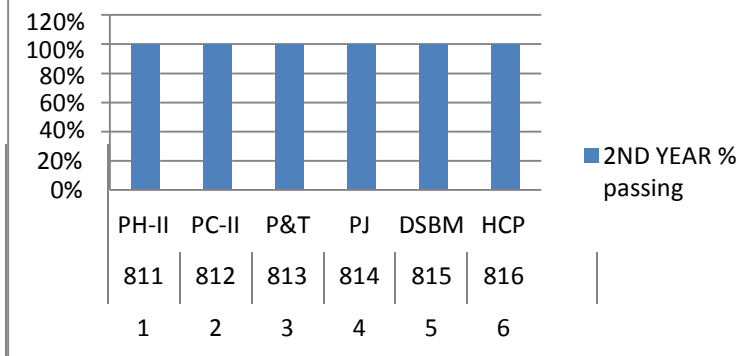
EXAM – 2009 1ST YEAR % passing



2ND YEAR

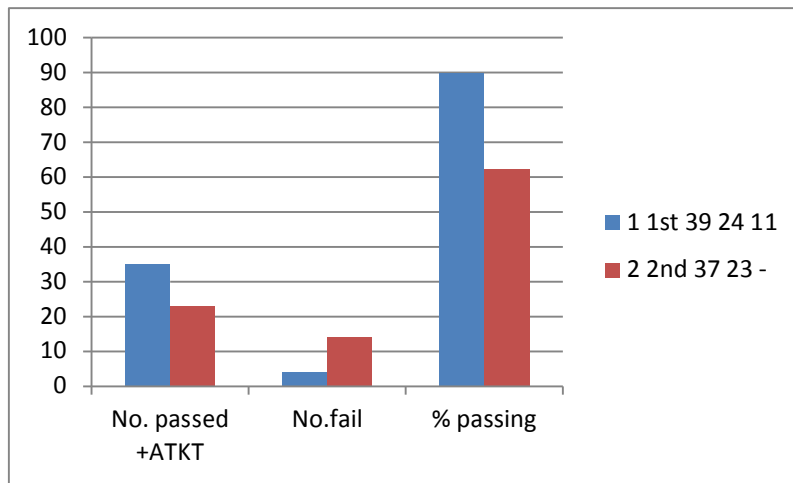
Sr no	Subject code	Name of subject	% passing
01	0811	PH-II	100%
02	0812	PC-II	100%
03	0813	P&T	100%
04	0814	PJ	100%
05	0815	DSBM	100%
06	0816	HCP	100%

2ND YEAR % passing



EXAM – 2008

Sr. no	Year	No. appeared	No. passed	No. ATKT	No. passed +ATKT	No.fail	% passing
01	1 st	39	24	11	35	04	89.74
02	2 nd	37	23	-	23	14	62.16



EXAM - 2007

Sr no	Subject code	Name of subject	% passing
01	0805	PH-I	87.17%
02	0806	PC-I	97.43%

03	0807	PGY	97.43%
04	0808	BCP	100%
05	0809	HAP	97.43%
06	0810	HECP	100%

EXAM - 2007 % passing

